


22-dia and 25-dia. Round Indicator Series

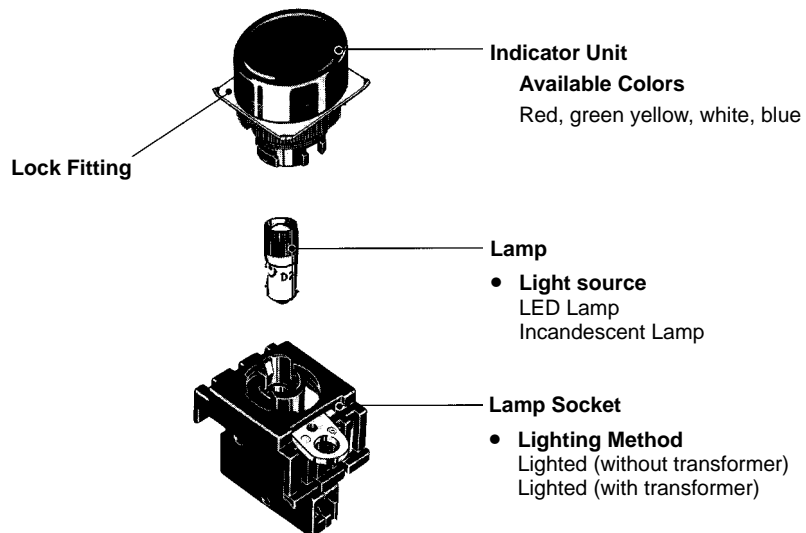
- Easy mounting and removal of Switch Unit.
- Use 25-dia. ring to install in 25-dia. panel cutouts.
- Increase wiring efficiency with three-row mounting of Switch Unit.
- Finger protection mechanism on Lamp Unit provided as a standard feature.
- IP65 oil resistance
EN60947-5-1



This product was manufactured at OMRON Izumo. OMRON Izumo has obtained approvals from international certification bodies for its quality system and environmental control system.

Ordering Information

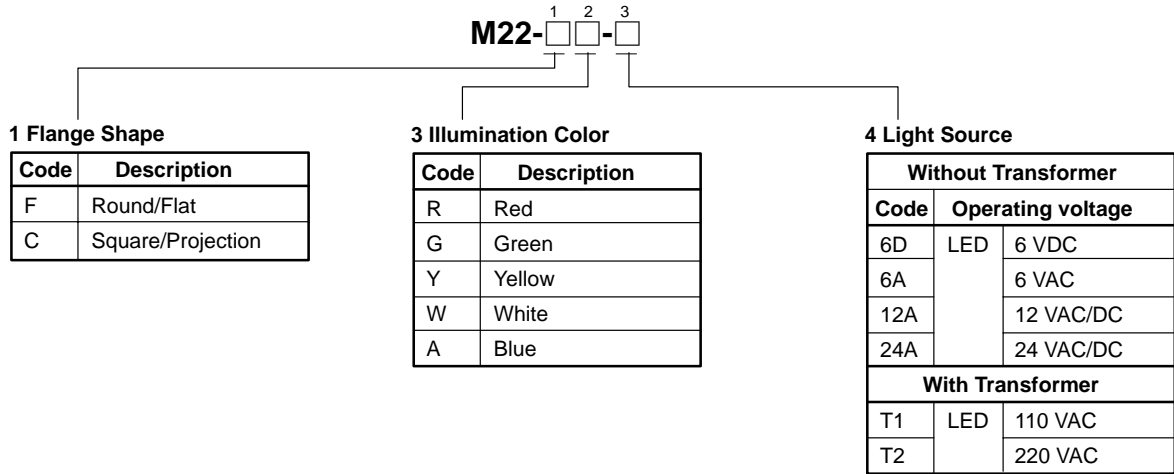
■ Construction



Refer to the pages 48 to 64 for, accessories, installation, and precautions.

■ Model Number Legend (Completely Assembled)





Shipped as a set which includes the Operational Unit, LED (lighted type only), and Lamp Socket.



Note: The LED lamp (24 VAC/DC) can be lit by directly applying 110 VAC/DC (220 VAC/DC) to the lamp terminal. LED incorporates the 24-VAC/DC type.

■ M22 Indicator (Completely Assembled)

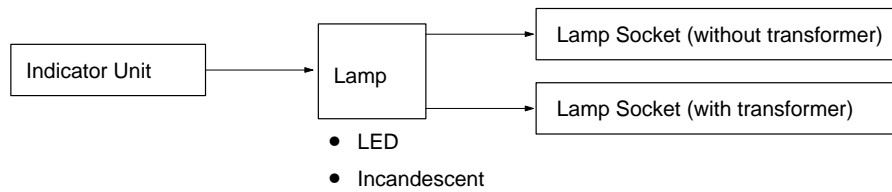
Indicator

Appearance	Lighting	Rated voltage	Model	Illumination color
Round/Flat Without transformer  M22-F	LED	6 VDC	M22-F□-6D	Insert one of the following letters into the box □. R (red) Y (yellow) G (green) W (white) A (blue)
		6 VAC	M22-F□-6A	
		12 VAC/DC	M22-F□-12A	
		24 VAC/DC	M22-F□-24A	
Round/Flat With transformer  M22-F	LED	110 VAC	M22-F□-T1	
		220 VAC	M22-F□-T2	
Square/Projection Without transformer  M22-C	LED	6 VDC	M22-C□-6D	
		6 VAC	M22-C□-6A	
		12 VAC/DC	M22-C□-12A	
		24 VAC/DC	M22-C□-24A	
Square/Projection With transformer  M22-C	LED	110 VAC	M22-C□-T1	
		220 VAC	M22-C□-T2	

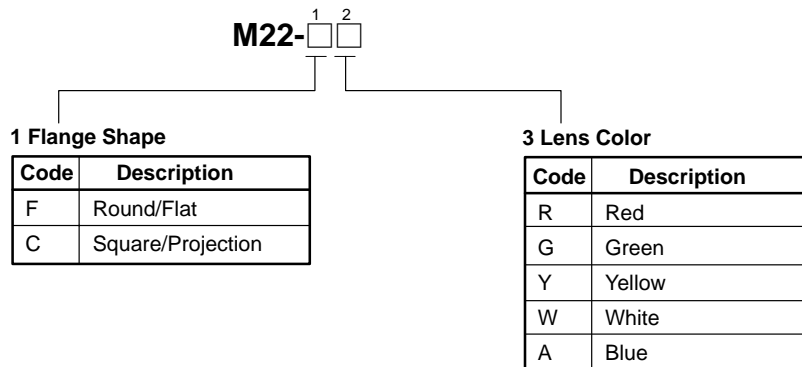
■ Model Number Legend (Subassembly)

The Indicator Unit, Lamp, or Lamp Socket can be ordered separately. Use them in combination for models that are not available as assembled units. These can also be used as inventory for maintenance parts.

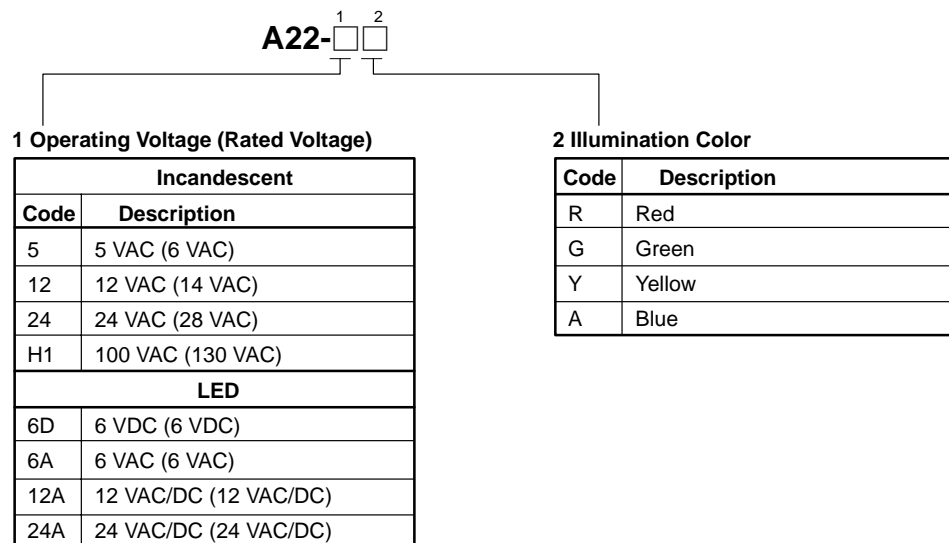
Unit Combinations



1. Indicator Unit



2. Lamp



3. Lamp Socket



M22-00-□¹

1 Transformer

Code	Description
None	Without transformer
T1	110 VAC
T2	220 VAC


■ M22 Indicator (Subassembly)

Indicator

Appearance	IP65 oil-resistant	
	Color of Operational Unit	Model
Round 	Red	M22-FR
	Green	M22-FG
	Yellow	M22-FY
	White	M22-FW
	Blue	M22-FA
Square 	Red	M22-CR
	Green	M22-CG
	Yellow	M22-CY
	White	M22-CW
	Blue	M22-CA

Lamps


LED

Rated voltage	6 VDC	6 VAC	12 VAC/DC	24 VAC/DC
 LED light				
Red	A22-6DR	A22-6AR	A22-12AR	A22-24AR
Green	A22-6DG	A22-6AG	A22-12AG	A22-24AG
Yellow (see note 2)	A22-6DY	A22-6AY	A22-12AY	A22-24AY
Blue	A22-6DA	A22-6AA	A22-12AA	A22-24AA




Note: 1. For transformer lighting, use the A22-24A□.

2. Used when the Indicator Unit color is yellow or white.

Incandescent

Rated voltage	6 VAC	14 VAC	28 VAC	130 VAC
	A22-5	A22-12	A22-24	A22-H1

Lamp Socket

Item			
Classification	Without transformer	With transformer (110 VAC)	With transformer (220 VAC)
Model	M22-00	M22-00-T1	M22-00-T2

Specifications

■ Ratings

LED Lamp

Rated voltage	Rated current	Operating voltage
6 VDC	60 mA	6 VDC \pm 5%
6 VAC/DC	60 mA	6 VAC/DC \pm 5%
12 VAC/DC	30 mA	12 VAC/DC \pm 5%
24 VAC/DC	15 mA	24 VAC/DC \pm 5%

Incandescent Lamp

Rated voltage	Rated current	Operating voltage
6 VDC	200 mA	5 V
14 VAC/DC	80 mA	12 V
28 VAC/DC	40 mA	24 V
130 VAC/DC	20 mA	100 V

■ Approved Standards

Recognized organization	Standards	File No.
UL, cUL (see note)	UL508	E41515
ASTA	EN60947-5-1	---

Note: UL: CSA C22 No. 14

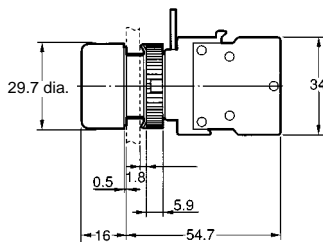
Transformer Lighting

Rated voltage	Operational voltage	Applicable lamp (BA9S/13□ gold)
110 VAC	95 to 115 VAC	LED Lamp (A22-24□)
220 VAC	190 to 230 VAC	

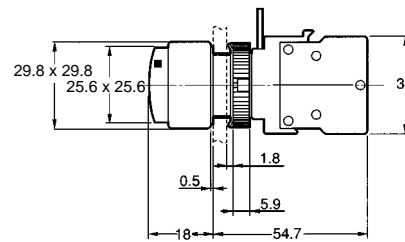
Dimensions

■ Indicators

Flat M22-F

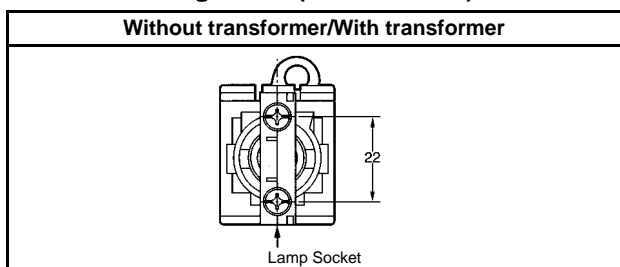


Square M22-C

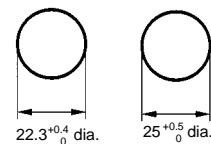


■ Terminal Arrangement

Terminal Arrangement (Bottom View)

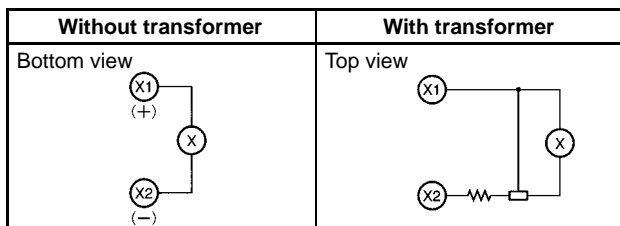


Panel Cutout Dimensions



Note: When applying coating such as paint to the panel, the dimensions should be those after the application of coating. Lock fitting is provided as a standard item.

Terminal Connection



ALL DIMENSIONS SHOWN ARE IN MILLIMETERS.

To convert millimeters into inches, multiply by 0.03937. To convert grams into ounces, multiply by 0.03527.