

Safety Sensor for perimetrical guarding

F3S-TGR-SB

- Compact dimensions (45 x 35).
- Safety category 2 and 4.
- No additional controller required.
- Automatic/manual reset.
- Functions of muting/override/ partial muting integrated.
- Safety PNP-outputs.
- Easy muting application by using the T/L muting actuator.
- TÜV approved
- Easy wiring and set up

For perimeter guarding



List of Models

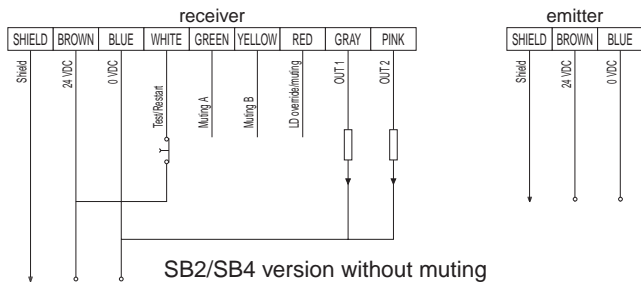
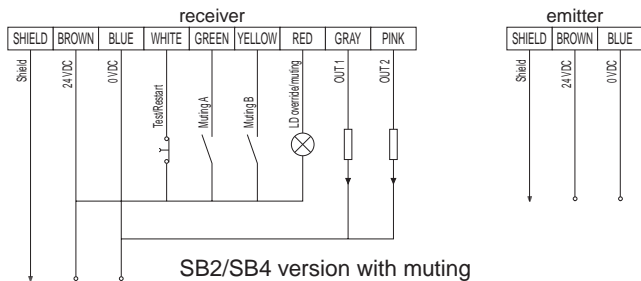
Safety category	Beams	Protective height	Model*1
Type 2	2	500 mm	F3S-TGR-SB2-K2-500 (MTL)
	3	800 mm	F3S-TGR-SB2-K3-800 (MTL)
	4	900 mm	F3S-TGR-SB2-K4-900 (MTL)
Type 4	2	500 mm	F3S-TGR-SB4-K2-500 (MTL)
	3	800 mm	F3S-TGR-SB4-K3-800 (MTL)
	4	900 mm	F3S-TGR-SB4-K4-900 (MTL)

*1. Add "MTL" to the model if you need a configuration with L-shape muting actuator F39-TGR-MSB-L

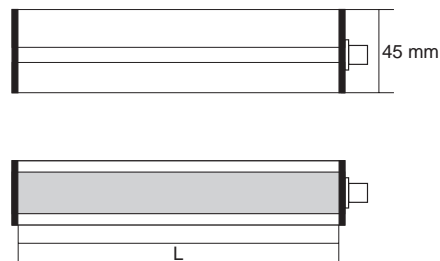
Rating / performance

		F3S-TGR-SB2-K□-□□□ (MTL)	F3S-TGR-SB4-K□-□□□ (MTL)
Power supply voltage		24 VDC ± 20%	
Power consumption		10 W max	
Outputs		PNP	
Max. load		500 mA (overload c.c protection)	
Protection degree		IP65	
Connector	receiver	M12, 8 poles	
	transmitter	M12, 5 poles	
Response time		14 ms max.	
Operating temperature		-10 to +55 °C	
LEDS	receiver	5 LED yellow, 1st optical beam centred yellow, last optical beam centred green, power on green, guard red, break	
	transmitter	2 LED yellow, status OK green, power on	
Case		Aluminium extrusion, painted yellow	
Light source		Infrared 950 nm	
Optical beam pitch		500 mm / 400 mm / 300 mm	
Range		0,5 - 50 m	4 - 50 m
Optical beam		2 SB2-K2-500 3 SB2-K3-800 4 SB2-K4-900	2 SB4-K2-500 3 SB4-K3-800 4 SB4-K4-900

Connections



Dimensions



Model	Controlled height (mm)	Total height (mm)	Response time (ms)
SB2-K2-500 / SB4-K2-500	515	545	14
SB2-K3-800 / SB4-K3-800	810	840	14
SB2-K4-900 / SB4-K4-900	930	960	14

Accessories

Description	Model
Muting lamp	F39-A11
Connection cables (□ = 2, 5 and 10 m)	F39-TGR-SB4-CVLB□E/R ^{*1}
Reflection mirror, □□□ = 607.907	F39-MDG□□□□
Muting actuator L shape	F39-TGR-MSB-L ^{*2}
Muting actuator T shape	F39-TGR-MSB-T
Additional mounting brackets	F39-TGR-ST/SB

*1. Order cables for transmitter (E) and receiver (R) separately. 1 cable each is required per safety sensor.

*2. Order a F39-TGR-SB□-K□-□00-MTL Guard for use with the L-muting actuator (F39-TGR-MSB-L), refer to supplemental manual.