

# Handheld Reader Writer V600-CHUD

**Equipped with a USB Interface. Simply connect to a personal computer to use. No power supply needed.**

- The Read/Write (R/W) Heads and ID Controller are integrated in a compact, lightweight design.
- Simply connect the Handheld Reader Writer to a personal computer to use.
- The ability to communicate with V600-series Data Carriers enables use in existing systems.
- Conformance to R&TTE, FCC approvals.



## Ordering Information

### List of Models

Name	Model
Handheld Reader Writer (USB) 0.8 M	V600-CHUD 0.8 M
Handheld Reader Writer (USB) 1.9 M	V600-CHUD 1.9 M

## Specifications

### Handheld Reader Writer

Item	Model	V600-CHUD 0.8M	V600-CHUD 1.9M
Power supply voltage		5 VDC±5%	
Current consumption		250 mA max. (for a power supply voltage of 5.0 V)	
Insulation resistance		50 MΩ min. (at 500 VDC) between connector and case	
Dielectric strength		1,000 VAC, 50/60 Hz for 1 min (1mA max.) between connector and case	
Vibration resistance		Destruction: 10 to 150 Hz, 0.2-mm double amplitude, with 10 sweeps of 8 min each in 6 directions	
Shock resistance		Destruction: 150 m/s <sup>2</sup> , 3 times each in 3 directions	
Ambient operating temperature during communication		-10 to + 55°C	
Ambient operating humidity during communication		35% to 85% (with no condensation)	
Ambient storage temperature		-25 to + 65°C	
Ambient storage humidity		35% to 85% (with no condensation)	
Degree of protection		IEC 60529: IP63 (See note.)	
Cable length		0.8 m	1.9 m
Weight		Approx. 120 g (including connector and cable)	

**Note:** This does not include the connector section. The main unit is not resistant to chemicals or oils.

### Host Communications Interface Specifications

Item	V600-CHUD 0.8M/V600-CHUD 1.9M
Interface connector	Series A plug
USB version	Ver 1.1
Communications speed	Full speed (12 Mbps)
Device class	COM class (See note.)

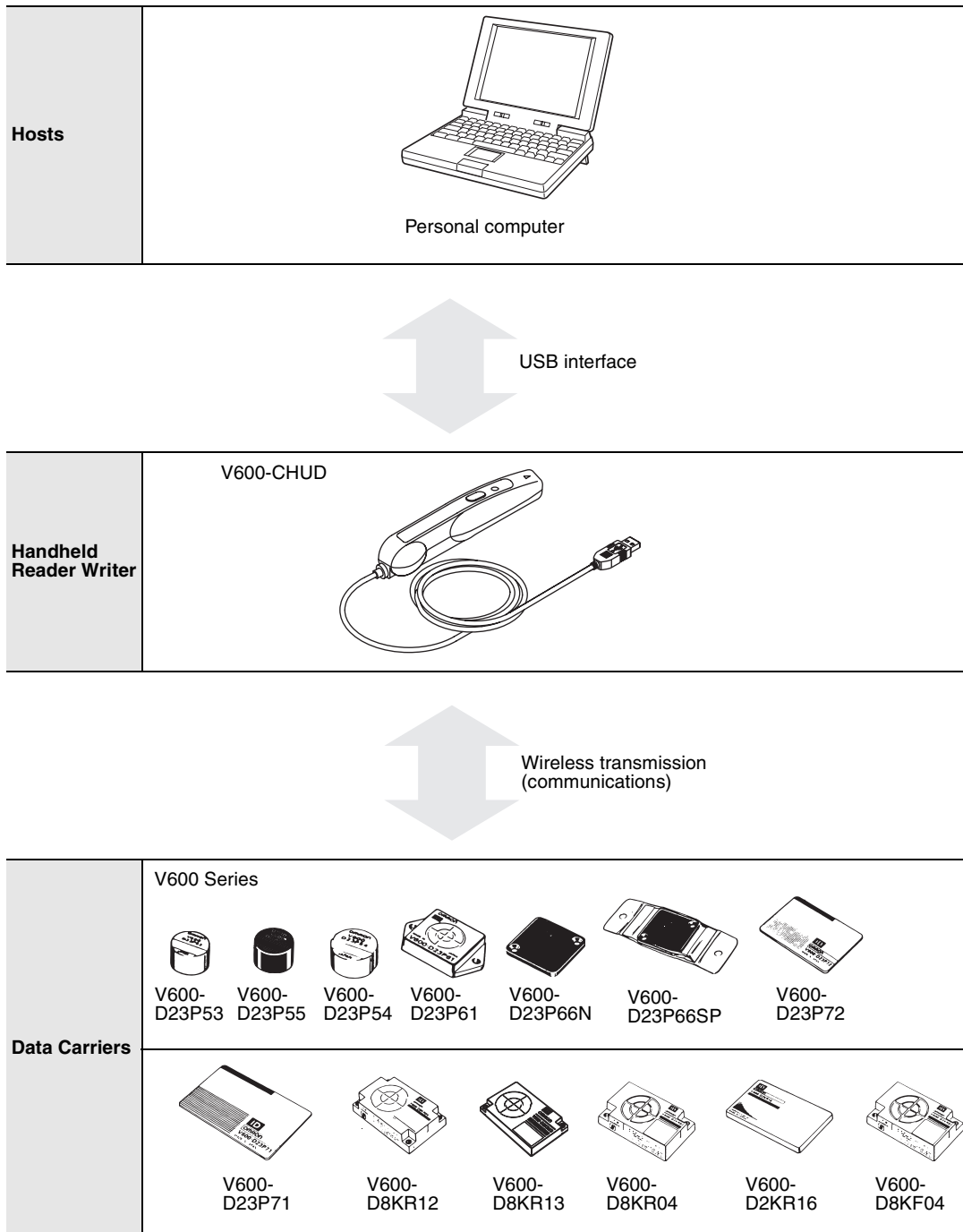
**Note:** Treated as the COM port of the host unit.

Dedicated drivers are available for Windows 2000 and Windows XP personal computers.

The dedicated driver must be installed before connecting the V600-CHUD to a personal computer according to the *V600-CHUD User's Manual* (Cat. No. Z219).

Consult your OMRON representative for details on the dedicated drivers.

# System Configuration



## Functions

- User-specified data stored in Data Carriers can be read and written.
- Special commands enable reading and writing across the memory areas for multiple addresses in one operation.
- Communications with a Data Carrier can be started with commands from the host or with a start button on the Reader Writer.
- For details, refer to the *V600-CHUD User's Manual* (Cat. No. Z219).

# Operation

## ■ Transmission Distances (Recommended Combinations)

Communication is possible with the V600-series Data Carriers presently being marketed.

Handheld Reader Writer		V600-CHUD
Data Carrier (dimensions: mm)		
EEP-ROM	V600-D23P53 (Dia. 8 × 5)	0 to 2.5 mm
	V600-D23P54 (Dia. 12 × 6)	0 to 4 mm
	V600-D23P55 (Dia. 8 × 5)	0 to 10 mm
	V600-D23P61 (36 × 24 × 6)	0 to 11 mm
	V600-D23P66N (34 × 34 × 3.5)	0 to 17 mm (See note 2.)
	V600-D23P66SP (95 × 36.5 × 6.5)	0 to 12 mm
	V600-D23P71 (86 × 54 × 1.5)	0 to 25 mm
	V600-D23P72 (50 × 34 × 1.5)	0 to 23 mm
S-RAM	V600-D8KR12 (65 × 40 × 15)	0 to 25 mm
	V600-D8KR13 (86 × 54 × 10.3)	0 to 20 mm
	V600-D2KR16 (65 × 40 × 5)	0 to 10 mm
	V600-D8KR04 (86 × 54 × 20)	0 to 35 mm
FeRAM	V600-D8KF04 (86 × 54 × 20)	0 to 18 mm

- Note 1.** Data Carrier Installation Conditions
- V600-D23P53/P54: Embedded in iron.
  - V600-D23P55: Embedded in resin.
  - V600-D23P61: Metal (iron) on the back surface of the Data Carrier.
  - V600-D23P66N/P66SP/P71/P72: Resin on the back surface of the Data Carrier (no metal (iron) on the back surface)
  - V600-D8KR12/-D8KR04/-D8KF04: Metal (iron) on the back surface of the Data Carrier.
  - V600-D2KR16: Data Carrier installed on a bracket (V600-A81) and attached to a metal (aluminum) plate.
- 2.** When using the V600-D23P66N at temperatures lower than -10°C, transmission may not be possible at short distances. In this case, move the Reader Writer away from the Data Carrier.

## ■ Diagnostic Functions



Diagnostic Functions	Checks for CPU errors and transmission errors.
----------------------	--

## Precautions

**⚠ WARNING**

To ensure safety, do not use this product to directly or indirectly detect people. Do not use this product as a detection device to protect people.

S-RAM Data Carriers have a built-in lithium battery which may occasionally cause serious injury by catching on fire, bursting, or burning. Treat the products as industrial waste when disposing of them. Do not disassemble them, alter their shape by applying pressure, or heat or incinerate them at 100°C or higher.

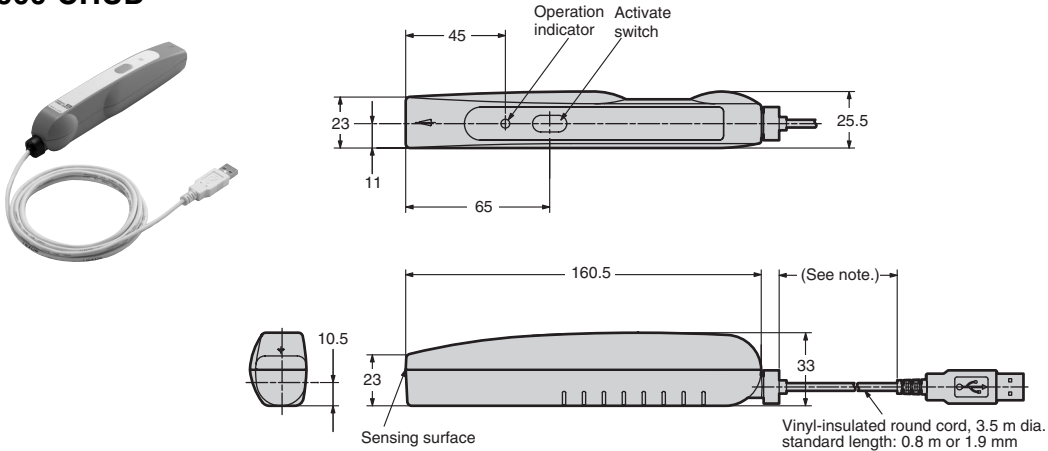
- Precautions for Safe Use**
- Observe the following precautions to ensure safe product use.
- Do not use in environments that include inflammable, explosive, or corrosive gases.
  - Do not disassemble, repair, or modify the product.
  - Observe all cautions, notes, and precautionary points given in this document.
  - In the event of an abnormal smell, extreme heating of the product, smoke, etc., stop using the product immediately and turn OFF the power.
  - When disposing of the product, treat it as industrial waste.

# Dimensions

Note: All units are in millimeters unless otherwise indicated.

## Handheld Reader Writer

### V600-CHUD

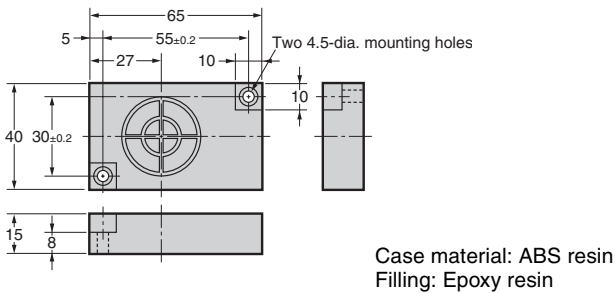


Note: V600-CHUD 0.8M: 0.8 m  
 V600-CHUD 1.9M: 1.9 m  
 Case material: ABS resin  
 Nameplate material: PET resin

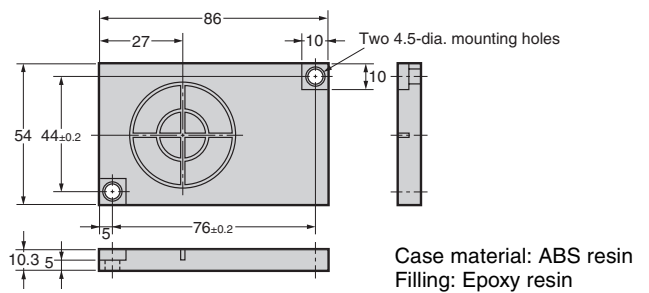
## V600-series Data Carriers

### Built-in-battery Type

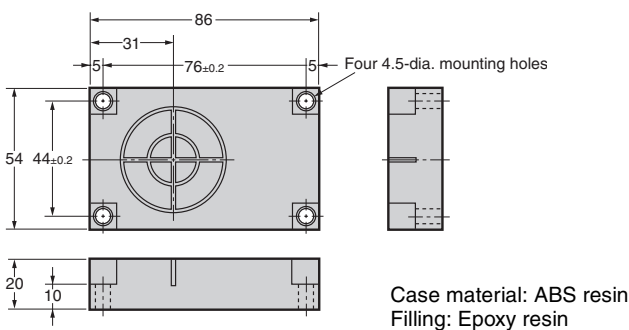
#### V600-D8KR12



#### V600-D8KR13

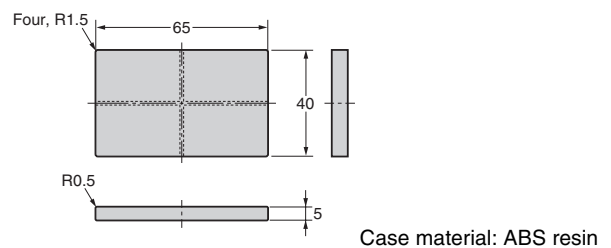


#### V600-D8KR04



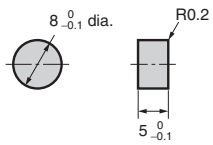
### Replaceable-battery Type

#### V600-D2KR16



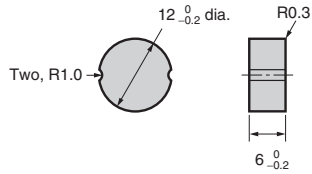
**Battery-less Type**

**V600-D23P53**



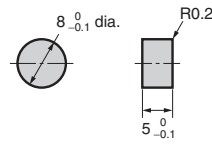
Case material: ABS resin  
Filling: Epoxy resin

**V600-D23P54**



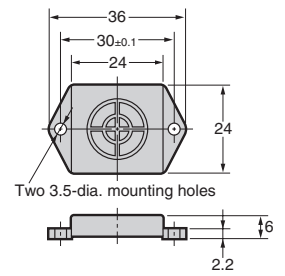
Case material: ABS resin  
Filling: Epoxy resin

**V600-D23P55**



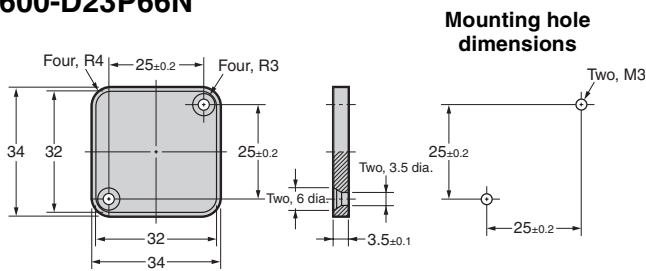
Case material: PPS resin  
Filling: Epoxy resin

**V600-D23P61**



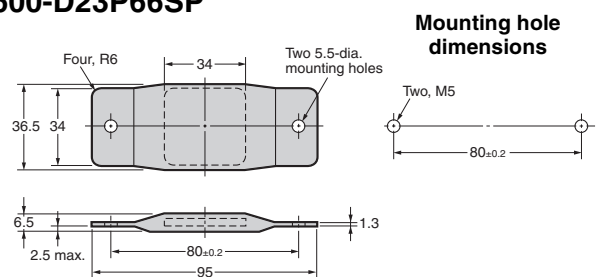
Case material: ABS resin  
Filling: Epoxy resin

**V600-D23P66N**



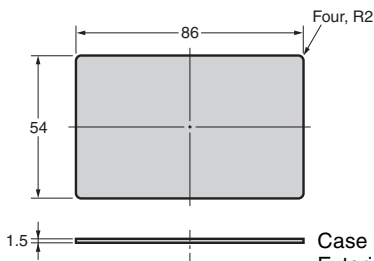
Material: PPS resin

**V600-D23P66SP**



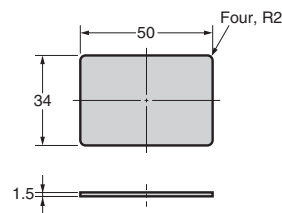
Exterior: PFA resin

**V600-D23P71**



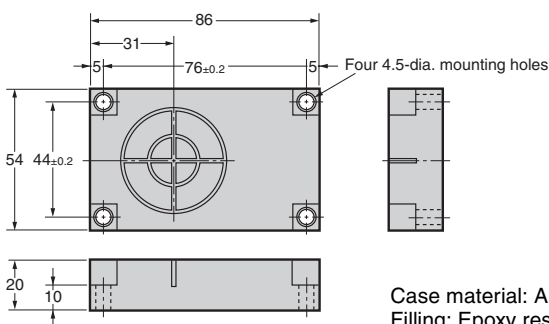
Case material: Glass epoxy resin  
Exterior: Polyurethane resin

**V600-D23P72**



Case material: Glass epoxy resin  
Exterior: Polyurethane resin

**V600-D8KF04**



Case material: ABS resin  
Filling: Epoxy resin





## **READ AND UNDERSTAND THIS DOCUMENT**

Please read and understand this document before using the products. Please consult your OMRON representative if you have any questions or comments.

## **WARRANTY**

OMRON's exclusive warranty is that the products are free from defects in materials and workmanship for a period of one year (or other period if specified) from date of sale by OMRON.

OMRON MAKES NO WARRANTY OR REPRESENTATION, EXPRESS OR IMPLIED, REGARDING NON-INFRINGEMENT, MERCHANTABILITY, OR FITNESS FOR PARTICULAR PURPOSE OF THE PRODUCTS. ANY BUYER OR USER ACKNOWLEDGES THAT THE BUYER OR USER ALONE HAS DETERMINED THAT THE PRODUCTS WILL SUITABLY MEET THE REQUIREMENTS OF THEIR INTENDED USE. OMRON DISCLAIMS ALL OTHER WARRANTIES, EXPRESS OR IMPLIED.

## **LIMITATIONS OF LIABILITY**

OMRON SHALL NOT BE RESPONSIBLE FOR SPECIAL, INDIRECT, OR CONSEQUENTIAL DAMAGES, LOSS OF PROFITS OR COMMERCIAL LOSS IN ANY WAY CONNECTED WITH THE PRODUCTS, WHETHER SUCH CLAIM IS BASED ON CONTRACT, WARRANTY, NEGLIGENCE, OR STRICT LIABILITY.

In no event shall responsibility of OMRON for any act exceed the individual price of the product on which liability is asserted.

IN NO EVENT SHALL OMRON BE RESPONSIBLE FOR WARRANTY, REPAIR, OR OTHER CLAIMS REGARDING THE PRODUCTS UNLESS OMRON'S ANALYSIS CONFIRMS THAT THE PRODUCTS WERE PROPERLY HANDLED, STORED, INSTALLED, AND MAINTAINED AND NOT SUBJECT TO CONTAMINATION, ABUSE, MISUSE, OR INAPPROPRIATE MODIFICATION OR REPAIR.

## **SUITABILITY FOR USE**

THE PRODUCTS CONTAINED IN THIS DOCUMENT ARE NOT SAFETY RATED. THEY ARE NOT DESIGNED OR RATED FOR ENSURING SAFETY OF PERSONS, AND SHOULD NOT BE RELIED UPON AS A SAFETY COMPONENT OR PROTECTIVE DEVICE FOR SUCH PURPOSES. Please refer to separate catalogs for OMRON's safety rated products.

OMRON shall not be responsible for conformity with any standards, codes, or regulations that apply to the combination of products in the customer's application or use of the product.

At the customer's request, OMRON will provide applicable third party certification documents identifying ratings and limitations of use that apply to the products. This information by itself is not sufficient for a complete determination of the suitability of the products in combination with the end product, machine, system, or other application or use.

The following are some examples of applications for which particular attention must be given. This is not intended to be an exhaustive list of all possible uses of the products, nor is it intended to imply that the uses listed may be suitable for the products:

- Outdoor use, uses involving potential chemical contamination or electrical interference, or conditions or uses not described in this document.
- Nuclear energy control systems, combustion systems, railroad systems, aviation systems, medical equipment, amusement machines, vehicles, safety equipment, and installations subject to separate industry or government regulations.
- Systems, machines, and equipment that could present a risk to life or property.

Please know and observe all prohibitions of use applicable to the products.

NEVER USE THE PRODUCTS FOR AN APPLICATION INVOLVING SERIOUS RISK TO LIFE OR PROPERTY WITHOUT ENSURING THAT THE SYSTEM AS A WHOLE HAS BEEN DESIGNED TO ADDRESS THE RISKS, AND THAT THE OMRON PRODUCT IS PROPERLY RATED AND INSTALLED FOR THE INTENDED USE WITHIN THE OVERALL EQUIPMENT OR SYSTEM.

## **PERFORMANCE DATA**

Performance data given in this document is provided as a guide for the user in determining suitability and does not constitute a warranty. It may represent the result of OMRON's test conditions, and the users must correlate it to actual application requirements. Actual performance is subject to the OMRON Warranty and Limitations of Liability.

## **CHANGE IN SPECIFICATIONS**

Product specifications and accessories may be changed at any time based on improvements and other reasons.

It is our practice to change model numbers when published ratings or features are changed, or when significant construction changes are made. However, some specifications of the product may be changed without any notice. When in doubt, special model numbers may be assigned to fix or establish key specifications for your application on your request. Please consult with your OMRON representative at any time to confirm actual specifications of purchased products.

## **DIMENSIONS AND WEIGHTS**

Dimensions and weights are nominal and are not to be used for manufacturing purposes, even when tolerances are shown.

## **ERRORS AND OMISSIONS**

The information in this document has been carefully checked and is believed to be accurate; however, no responsibility is assumed for clerical, typographical, or proofreading errors, or omissions.

## **PROGRAMMABLE PRODUCTS**

OMRON shall not be responsible for the user's programming of a programmable product, or any consequence thereof.

## **COPYRIGHT AND COPY PERMISSION**

This document shall not be copied for sales or promotions without permission.

This document is protected by copyright and is intended solely for use in conjunction with the product. Please notify us before copying or reproducing this document in any manner, for any other purpose. If copying or transmitting this document to another, please copy or transmit it in its entirety.

**ALL DIMENSIONS SHOWN ARE IN MILLIMETERS.**

To convert millimeters into inches, multiply by 0.03937. To convert grams into ounces, multiply by 0.03527.

Cat. No. Q142-E1-01

**In the interest of product improvement, specifications are subject to change without notice.**

## **OMRON Corporation**

Industrial Automation Company

Industrial Sensors Division

Sensing Devices and Components Division H.Q.

Shiokoji Horikawa, Shimogyo-ku,

Kyoto, 600-8530 Japan

Tel: (81)75-344-7068/Fax: (81)75-344-7107

Printed in Japan

0405-0.5C (0405) (M)